



Neptune has got various vessels and pontoons available for sale or charter. To fulfil your operational demands, Neptune offers a wide range of deck equipment, including accommodation units, mooring equipment and cranes.

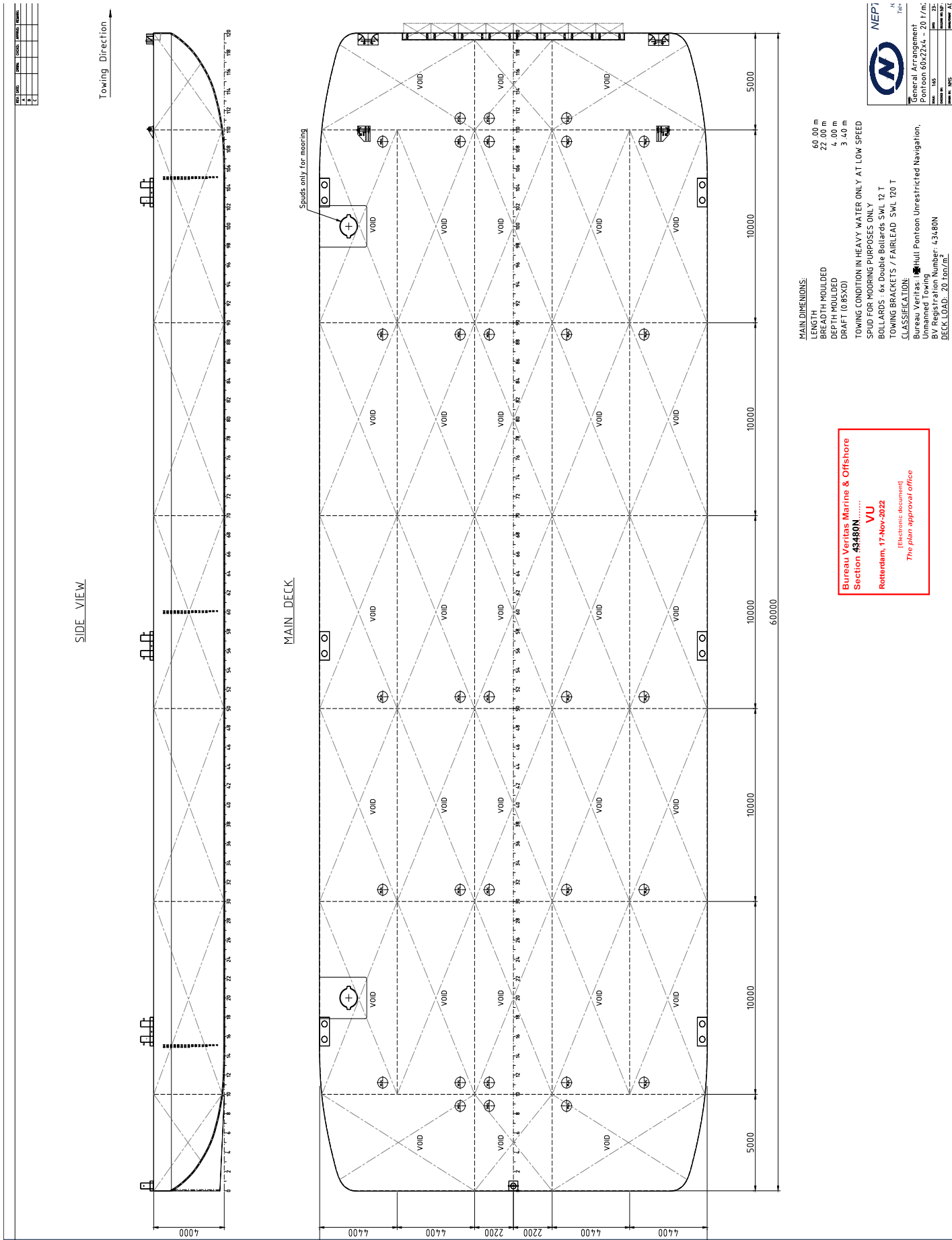


EuroPontoon 6022 | NP 625

GENERAL	
IMO NR	N/A
CALL SIGN	N/A
YEAR BUILT	2023
HOME PORT	Aalst
CLASSIFICATION	Bureau Veritas  HULL Unrestricted Navigation Unmanned Towing

DIMENSIONS		
LENGTH O.A.	60,00	meter
BREADTH MLD.	22,00	meter
DEPTH AT SIDE	4,00	meter
DRAUGHT MAX	3,20	meter
DRAUGHT MIN	0,63	meter
CAPACITY		
GROSS TONNAGE	1374	ton
NET TONNAGE	412	ton
LIGHT SHIPWEIGHT	703	ton
CARGO CAPACITY	3380	ton
DECK LOAD	20	ton
CONSTRUCTION		
DECK PLATE THICKNESS	15	mm
SHEERSTRAKE THICKNESS	25	mm
NUMBER OF COMPARTMENTS	31 void spaces	

STANDARD OUTFITTING	
BOLLARDS	3 x double bollards 1 single bollard
MANHOLES	Flush type manholes
TOWING BRACKETS	2 x towing brackets SWL 120 t
FAIRLEADS	2 pieces SWL 120 ton
SPUD HOLES	2 x at PS side
OPTIONS	
TOWING ARRANGEMENT	towing-Gear: chains, shackles, delta-Plateand emergency towing arrangement
DECK EQUIPMENT	Various of all kind and different deck equipment; cranes, winches, power-packs, accommodation units ect
SPUD POLES	Spuds with a diameter of 914 mm
SPUD HANDLING ARRANGEMENT	Spuds leg lifting cylinders, including stand diesel driven hydraulic power unit (HPU)
RO - RO RAMPS	Winch operated or hydraulic.
Ladders	Boarding ladders



EuroPontoon 6022 | NP 625

For more information, please contact us on:
 T +31 (0)184 621 423 E info@neptunemarine.com W www.neptunemarine.com
 Version: V.02

